

**LED15 SMD E14 / E27**

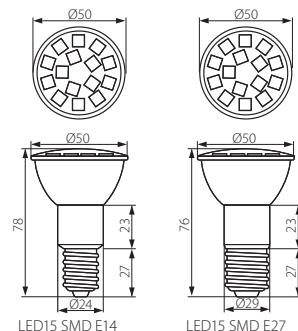
Lampa z diodami LED / LED lamp



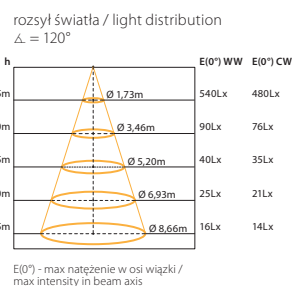
LED15 SMD E14



LED15 SMD E27



Kanlux	Kanlux	LED	Tc [K]	[g]
LED15 SMD E14-WW	08944	E14	2900-3500	58
LED15 SMD E14-CW	08945	E14	6200-6800	58
LED15 SMD E27-WW	08946	E27	2900-3500	72
LED15 SMD E27-CW	08947	E27	6200-6800	72



220-240V~ 50/60Hz 2,5 2,5-22 15 LED SMD 210 120 Ra ≥80 20000 A E I 1/10/100 CE

źródło wykorzystuje diody LED SMD 5050 / light source uses SMD 5050 LEDs

**LED24 SMD E14 / E27**

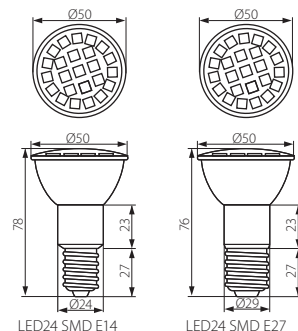
Lampa z diodami LED / LED lamp



LED24 SMD E14



LED24 SMD E27



	Kanlux	Kanlux	LED	Tc [K]	[lm]	[g]	
NEW	LED24 SMD E14-WW	18477	3 - 26	E14	2700-3200	270	60
NEW	LED24 SMD E14-CW	18476	3 - 28	E14	5700-6300	300	60
NEW	LED24 SMD E27-WW	18475	3 - 26	E27	2700-3200	270	74
NEW	LED24 SMD E27-CW	18474	3 - 28	E27	5700-6300	300	74

220-240V~ 50/60Hz 3 24 LED SMD 120 Ra ≥75 30000 >15000 A E I 1/10/100 CE

źródło wykorzystuje diody LED SMD 5050 / light source uses SMD 5050 LEDs