

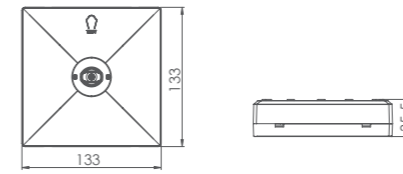


STARLET QUAD LED

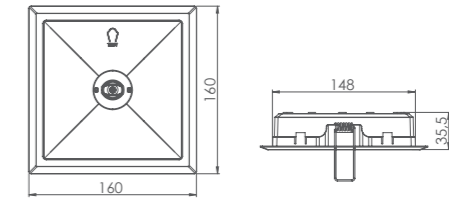


- > Stopień ochrony IP20 /
- > Podstawa i pokrywa wykonane z wysokiej jakości poliwęglanu (PC) lub PC/ABS /
- > Dostępne kolory obudowy: biały i czarny
- > Napięcie zasilania: 230V AC 50Hz (dla MT, AT i CT) lub 230V AC 50Hz / 220V DC (dla CB)
- > Źródło światła: diody LED wysokiej mocy i wydajności
- > Trzy wersje mocy źródeł: 1W, 2W lub 3W
- > Tryby: A (NM) – awaryjny lub SA (M) – sieciowo-awaryjny
- > Czasy autonomii: 1h, 2h lub 3h
- > Zastosowane akumulatory: NiCd lub NiMH
- > Optyka: SO – strefy otwarte, SC – korytarze, SOH – strefy otwarte wysokie lub SCH – korytarze wysokie
- > Opcje testowania: MT – test ręczny, AT – test automatyczny, CT – test centralny (Wells) lub CB – wykonanie do baterii centralnej
- > Montaż: sufitowy, natynkowy lub wpuszczany
- > Zastosowania: do oświetlania stref otwartych, pomieszczeń wysokich, dróg i wyjść ewakuacyjnych
- > Temperatura barwowa 5000K
- > Współczynnik oddawania barw: Ra>=70
- > Zakres temperatur pracy: t_a 0°C ÷ 40°C, dla wersji CB t_a -20°C ÷ 40°C

- > IP20 protection rating
- > Housing elements made of high quality polycarbonate (PC) or PC/ABS
- > Housing's color available: white or black
- > Power supply voltage: 230V AC 50Hz (for MT, AT and CT) or 230V AC 50Hz / 220V DC (for CB)
- > Light source: efficient high power LED
- > Three light source power options: 1W, 2W or 3W
- > Functions: NM (A) – non-maintained or M (SA) – maintained version
- > Autonomy times: 1h, 2h or 3h
- > Batteries applied: NiCd or NiMH
- > Optics: SO – open spaces, SC – corridors, SOH - high open areas or SCH - high corridor
- > Testing options: MT – manual test, AT – auto test, CT – central test (Wells) or CB – central battery version
- > Installation way: on ceiling (surface) or in ceiling (recessed)
- > Lighting applications for: open spaces, high rooms, evacuation ways and exits
- > Colour temperature 5000K
- > CRI index: Ra>=70
- > Temperature working range: t_a 0°C ÷ 40°C, for CB version ta -20°C ÷ 40°C



Starlet Quad LED

Starlet Quad LED
wersja z ramką PT
with an accessory PT recessed installation frame

STARLET QUAD SO

Model / Model	Numer katalogowy / Catalogue number		Optyka / Optics	Strumień świetlny / Luminous flux	Tryb / Mode	Autonomia / Autonomy	Test / Test	Stopień ochrony / Protection level	Moc / Power	Akumulator / Battery Pack
	Biała / White	Czarna / Black								
STARLET QUAD SO MT										
STARLET QUAD LED SO 150 A 1H MT	92801	92996	SO	150 lm	A (NM)	1h	MT	IP20	1W	NiCd 3,6V 800mAh
STARLET QUAD LED SO 150 SA 1H MT	92802	92995	SO	150 lm	SA (M)	1h	MT	IP20	3,5W	NiCd 3,6V 800mAh
STARLET QUAD LED SO 150 A 2H MT	92807	87509	SO	150 lm	A (NM)	2h	MT	IP20	1,5W	NiCd 3,6V 1700mAh
STARLET QUAD LED SO 150 SA 2H MT	92808	87510	SO	150 lm	SA (M)	2h	MT	IP20	4W	NiCd 3,6V 1700mAh
STARLET QUAD LED SO 150 A 3H MT	92813	87511	SO	150 lm	A (NM)	3h	MT	IP20	1,5W	NiCd 3,6V 1700mAh
STARLET QUAD LED SO 150 SA 3H MT	92814	92993	SO	150 lm	SA (M)	3h	MT	IP20	4W	NiCd 3,6V 1700mAh
STARLET QUAD LED SO 250 A 1H MT	92821	92990	SO	260 lm	A (NM)	1h	MT	IP20	1,5W	NiCd 3,6V 1700mAh
STARLET QUAD LED SO 250 SA 1H MT	92822	92989	SO	260 lm	SA (M)	1h	MT	IP20	6W	NiCd 3,6V 1700mAh
STARLET QUAD LED SO 250 A 2H MT	92827	87512	SO	260 lm	A (NM)	2h	MT	IP20	2,5W	NiCd 3,6V 2500mAh
STARLET QUAD LED SO 250 SA 2H MT	92828	87513	SO	260 lm	SA (M)	2h	MT	IP20	7W	NiCd 3,6V 2500mAh
STARLET QUAD LED SO 250 A 3H MT	92833	87514	SO	260 lm	A (NM)	3h	MT	IP20	3W	NiMH 3,6V 4700mAh
STARLET QUAD LED SO 250 SA 3H MT	92834	92987	SO	260 lm	SA (M)	3h	MT	IP20	7W	NiMH 3,6V 4700mAh
STARLET QUAD LED SO 350 A 1H MT	92841	87515	SO	390 lm	A (NM)	1h	MT	IP20	2,5W	NiCd 3,6V 2500mAh
STARLET QUAD LED SO 350 A 2H MT	92844	87516	SO	390 lm	A (NM)	2h	MT	IP20	3W	NiMH 3,6V 4700mAh
STARLET QUAD LED SO 350 A 3H MT	92847	92983	SO	390 lm	A (NM)	3h	MT	IP20	3W	NiMH 3,6V 4700mAh
STARLET QUAD SO AT										
STARLET QUAD LED SO 150 A 1H AT	92803	87492	SO	150 lm	A (NM)	1h	AT	IP20	1,5W	NiCd 3,6V 800mAh
STARLET QUAD LED SO 150 SA 1H AT	92804	92994	SO	150 lm	SA (M)	1h	AT	IP20	3,5W	NiCd 3,6V 800mAh
STARLET QUAD LED SO 150 A 2H AT	92809	87493	SO	150 lm	A (NM)	2h	AT	IP20	1,5W	NiCd 3,6V 1700mAh
STARLET QUAD LED SO 150 SA 2H AT	92810	87494	SO	150 lm	SA (M)	2h	AT	IP20	4W	NiCd 3,6V 1700mAh
STARLET QUAD LED SO 150 A 3H AT	92815	87495	SO	150 lm	A (NM)	3h	AT	IP20	1,5W	NiCd 3,6V 1700mAh
STARLET QUAD LED SO 150 SA 3H AT	92816	92992	SO	150 lm	SA (M)	3h	AT	IP20	4W	NiCd 3,6V 1700mAh
STARLET QUAD LED SO 250 A 1H AT	92823	87496	SO	260 lm	A (NM)	1h	AT	IP20	1,5W	NiCd 3,6V 1700mAh
STARLET QUAD LED SO 250 SA 1H AT	92824	92988	SO	260 lm	SA (M)	1h	AT	IP20	6W	NiCd 3,6V 1700mAh
STARLET QUAD LED SO 250 A 2H AT	92829	87497	SO	260 lm	A (NM)	2h	AT	IP20	2,5W	NiCd 3,6V 2500mAh
STARLET QUAD LED SO 250 SA 2H AT	92830	87498	SO	260 lm	SA (M)	2h	AT	IP20	7W	NiCd 3,6V 2500mAh
STARLET QUAD LED SO 250 A 3H AT	92835	87499	SO	260 lm	A (NM)	3h	AT	IP20	3W	NiMH 3,6V 4700mAh
STARLET QUAD LED SO 250 SA 3H AT	92836	92986	SO	260 lm	SA (M)	3h	AT	IP20	7W	NiMH 3,6V 4700mAh
STARLET QUAD LED SO 350 A 1H AT	92842	87500	SO	390 lm	A (NM)	1h	AT	IP20	2,5W	NiCd 3,6V 2500mAh
STARLET QUAD LED SO 350 A 2H AT	92845	92984	SO	390 lm	A (NM)	2h	AT	IP20	3W	NiMH 3,6V 4700mAh
STARLET QUAD SO CT										
STARLET QUAD LED SO 150 A 1H CT	92805	95532	SO	150 lm	A (NM)	1h	CT	IP20	1W	NiCd 3,6V 800mAh
STARLET QUAD LED SO 150 SA 1H CT	92806	95531	SO	150 lm	SA (M)	1h	CT	IP20	3,5W	NiCd 3,6V 800mAh
STARLET QUAD LED SO 150 A 2H CT	92811	87478	SO	150 lm	A (NM)	2h	CT	IP20	1,5W	NiCd 3,6V 1700mAh
STARLET QUAD LED SO 150 SA 2H CT	92812	87479	SO	150 lm	SA (M)	2h	CT	IP20	4W	NiCd 3,6V 1700mAh
STARLET QUAD LED SO 150 A 3H CT	92817	95530	SO	150 lm	A (NM)	3h	CT	IP20	1,5W	NiCd 3,6V 1700mAh
STARLET QUAD LED SO 150 SA 3H CT	92818	95529	SO	150 lm	SA (M)	3h	CT	IP20	4W	NiCd 3,6V 1700mAh

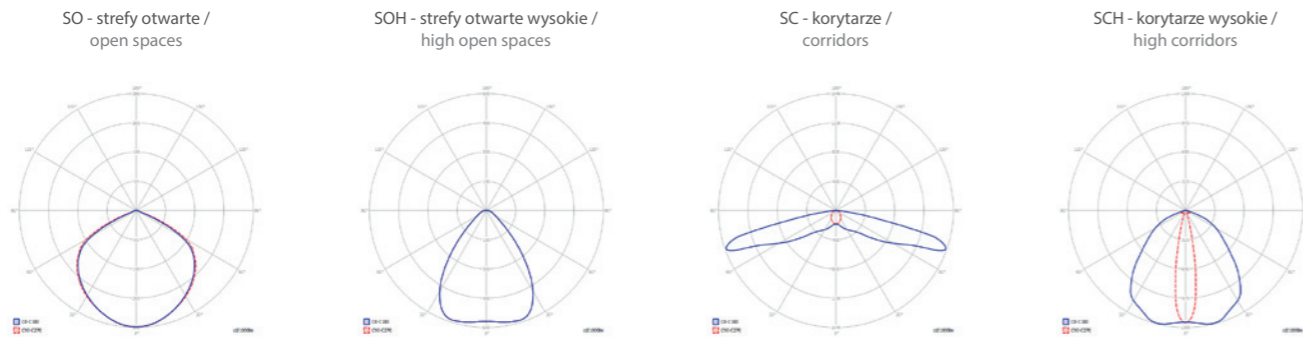
STARLET QUAD LED SO 250 A 1H CT	92825	95528	SO	260 lm	A (NM)	1h	CT	IP20	1,5W	NiCd 3,6V 1700mAh
STARLET QUAD LED SO 250 SA 1H CT	92826	95527	SO	260 lm	SA (M)	1h	CT	IP20	6W	NiCd 3,6V 1700mAh
STARLET QUAD LED SO 250 A 2H CT	92831	87480	SO	260 lm	A (NM)	2h	CT	IP20	2,5W	NiCd 3,6V 2500mAh
STARLET QUAD LED SO 250 SA 2H CT	92832	87481	SO	260 lm	SA (M)	2h	CT	IP20	7W	NiCd 3,6V 2500mAh
STARLET QUAD LED SO 250 A 3H CT	92837	95526	SO	260 lm	A (NM)	3h	CT	IP20	3W	NiMH 3,6V 4700mAh
STARLET QUAD LED SO 250 SA 3H CT	92838	95525	SO	260 lm	SA (M)	3h	CT	IP20	7W	NiMH 3,6V 4700mAh
STARLET QUAD LED SO 350 A 1H CT	92843	87482	SO	390 lm	A (NM)	1h	CT	IP20	2,5W	NiCd 3,6V 2500mAh
STARLET QUAD LED SO 350 A 2H CT	92846	95523	SO	390 lm	A (NM)	2h	CT	IP20	3W	NiMH 3,6V 4700mAh

STARLET QUAD SO CB

STARLET QUAD LED SO 150 CB	92819	92991	SO	150 lm	-	-	CB	IP20	2W	-
STARLET QUAD LED SO 250 CB	92839	92985	SO	260 lm	-	-	CB	IP20	4,5W	-
STARLET QUAD LED SO 350 CB	92848	92982	SO	390 lm	-	-	CB	IP20	7W	-

SO - strefy otwarte / open spaces
 A (NM) - tryb awaryjny / non-maintained mode
 SA (M) - tryb sieciowo-awaryjny / maintained mode

MT - test ręczny / manual test
 AT - test automatyczny / auto test
 CT - test centralny (WELLS) / central test (WELLS)
 CB - bateria centralna / central battery

PRZYKŁADOWE ROZSYŁY ŚWIATŁA DLA SOCZEWEK / EXEMPLARY LIGHT DIVISIONS FOR LENS

Starlet Quad SO zainstalowana jako PT / installed as PT (recessed)

STARLET QUAD SC

Model / Model	Numer katalogowy / Catalogue number		Optyka / Optics	Strumień świetlny / Luminous flux	Tryb / Mode	Autonomia / Autonomy	Test / Test	Stopień ochrony / Protection level	Moc / Power	Akumulator / Battery Pack
	Biała / White	Czarna / Black								

STARLET QUAD SC MT

STARLET QUAD LED SC 150 A 1H MT	92901	92900	SC	140 lm	A (NM)	1h	MT	IP20	1W	NiCd 3,6V 800mAh
STARLET QUAD LED SC 150 SA 1H MT	92902	92899	SC	140 lm	SA (M)	1h	MT	IP20	3,5W	NiCd 3,6V 800mAh
STARLET QUAD LED SC 150 A 2H MT	92907	87470	SC	140 lm	A (NM)	2h	MT	IP20	1,5W	NiCd 3,6V 1700mAh
STARLET QUAD LED SC 150 SA 2H MT	92908	87471	SC	140 lm	SA (M)	2h	MT	IP20	4W	NiCd 3,6V 1700mAh
STARLET QUAD LED SC 150 A 3H MT	92913	87472	SC	140 lm	A (NM)	3h	MT	IP20	1,5W	NiCd 3,6V 1700mAh
STARLET QUAD LED SC 150 SA 3H MT	92914	92897	SC	140 lm	SA (M)	3h	MT	IP20	4W	NiCd 3,6V 1700mAh
STARLET QUAD LED SC 250 A 1H MT	92921	92894	SC	240 lm	A (NM)	1h	MT	IP20	1,5W	NiCd 3,6V 1700mAh
STARLET QUAD LED SC 250 SA 1H MT	92922	92893	SC	240 lm	SA (M)	1h	MT	IP20	6W	NiCd 3,6V 1700mAh
STARLET QUAD LED SC 250 A 2H MT	92927	87473	SC	240 lm	A (NM)	2h	MT	IP20	2,5W	NiCd 3,6V 2500mAh
STARLET QUAD LED SC 250 SA 2H MT	92928	87474	SC	240 lm	SA (M)	2h	MT	IP20	7W	NiCd 3,6V 2500mAh
STARLET QUAD LED SC 250 A 3H MT	92933	87475	SC	240 lm	A (NM)	3h	MT	IP20	3W	NiMH 3,6V 4700mAh
STARLET QUAD LED SC 250 SA 3H MT	92934	92891	SC	240 lm	SA (M)	3h	MT	IP20	7W	NiMH 3,6V 4700mAh
STARLET QUAD LED SC 350 A 1H MT	92941	87476	SC	340 lm	A (NM)	1h	MT	IP20	2,5W	NiCd 3,6V 2500mAh
STARLET QUAD LED SC 350 A 2H MT	92944	87477	SC	340 lm	A (NM)	2h	MT	IP20	3W	NiMH 3,6V 4700mAh
STARLET QUAD LED SC 350 A 3H MT	92947	92887	SC	340 lm	A (NM)	3h	MT	IP20	3W	NiMH 3,6V 4700mAh

STARLET QUAD SC AT

STARLET QUAD LED SC 150 A 1H AT	92903	87461	SC	140 lm	A (NM)	1h	AT	IP20	1,5W	NiCd 3,6V 800mAh
STARLET QUAD LED SC 150 SA 1H AT	92904	92898	SC	140 lm	SA (M)	1h	AT	IP20	3,5W	NiCd 3,6V 800mAh
STARLET QUAD LED SC 150 A 2H AT	92909	87462	SC	140 lm	A (NM)	2h	AT	IP20	1,5W	NiCd 3,6V 1700mAh
STARLET QUAD LED SC 150 SA 2H AT	92910	87463	SC	140 lm	SA (M)	2h	AT	IP20	4W	NiCd 3,6V 1700mAh
STARLET QUAD LED SC 150 A 3H AT	92915	87464	SC	140 lm	A (NM)	3h	AT	IP20	1,5W	NiCd 3,6V 1700mAh
STARLET QUAD LED SC 150 SA 3H AT	92916	92896	SC	140 lm	SA (M)	3h	AT	IP20	4W	NiCd 3,6V 1700mAh
STARLET QUAD LED SC 250 A 1H AT	92923	87465	SC	240 lm	A (NM)	1h	AT	IP20	1,5W	NiCd 3,6V 1700mAh
STARLET QUAD LED SC 250 SA 1H AT	92924	92892	SC	240 lm	SA (M)	1h	AT	IP20	6W	NiCd 3,6V 1700mAh
STARLET QUAD LED SC 250 A 2H AT	92929	87466	SC	240 lm	A (NM)	2h	AT	IP20	2,5W	NiCd 3,6V 2500mAh
STARLET QUAD LED SC 250 SA 2H AT	92930	87467	SC	240 lm	SA (M)	2h	AT	IP20	7W	NiCd 3,6V 2500mAh
STARLET QUAD LED SC 250 A 3H AT	92935	87468	SC	240 lm	A (NM)	3h	AT	IP20	3W	NiMH 3,6V 4700mAh
STARLET QUAD LED SC 250 SA 3H AT	92936	92890	SC	240 lm	SA (M)	3h	AT	IP20	7W	NiMH 3,6V 4700mAh
STARLET QUAD LED SC 350 A 1H AT	92942	87469	SC	340 lm	A (NM)	1h	AT	IP20	2,5W	NiCd 3,6V 2500mAh
STARLET QUAD LED SC 350 A 2H AT	92945	92888	SC	340 lm	A (NM)	2h	AT	IP20	3W	NiMH 3,6V 4700mAh

STARLET QUAD SC CT

STARLET QUAD LED SC 150 A 1H CT	92905	95522	SC	140 lm	A (NM)	1h	CT	IP20	1,5W	NiCd 3,6V 800mAh
STARLET QUAD LED SC 150 SA 1H CT	92906	95521	SC	140 lm	SA (M)	1h	CT	IP20	3,5W	NiCd 3,6V 800mAh
STARLET QUAD LED SC 150 A 2H CT	92911	87456	SC	140 lm	A (NM)	2h	CT	IP20	1,5W	NiCd 3,6V 1700mAh
STARLET QUAD LED SC 150 SA 2H CT	92912	87457	SC	140 lm	SA (M)	2h	CT	IP20	4W	NiCd 3,6V 1700mAh
STARLET QUAD LED SC 150 A 3H CT	92917	95520	SC	140 lm	A (NM)	3h	CT	IP20	1,5W	NiCd 3,6V 1700mAh
STARLET QUAD LED SC 150 SA 3H CT	92918	95519	SC	140 lm	SA (M)	3h	CT	IP20	4W	NiCd 3,6V 1700mAh
STARLET QUAD LED SC 250 A 1H CT	92925	95518	SC	240 lm	A (NM)	1h	CT	IP20	1,5W	NiCd 3,6V 1700mAh
STARLET QUAD LED SC 250 SA 1H CT	92926	95517	SC	240 lm	SA (M)	1h	CT	IP20	6W	NiCd 3,6V 1700mAh
STARLET QUAD LED SC 250 A 2H CT	92931	87458	SC	240 lm	A (NM)	2h	CT	IP20	2,5W	NiCd 3,6V 2500mAh
STARLET QUAD LED SC 250 SA 2H CT	92932	87459	SC	240 lm	SA (M)	2h	CT	IP20	7W	NiCd 3,6V 2500mAh
STARLET QUAD LED SC 250 A 3H CT	92937	95516	SC	240 lm	A (NM)	3h	CT	IP20	3W	NiMH 3,6V 4700mAh
STARLET QUAD LED SC 250 SA 3H CT	92938	95515	SC	240 lm	SA (M)	3h	CT	IP20	7W	NiMH 3,6V 4700mAh
STARLET QUAD LED SC 350 A 1H CT	92943	87460	SC	340 lm	A (NM)	1h	CT	IP20	2,5W	NiCd 3,6V 2500mAh
STARLET QUAD LED SC 350 A 2H CT	92946	95513	SC	340 lm	A (NM)	2h	CT	IP20	3W	NiMH 3,6V 4700mAh

STARLET QUAD SC CB

STARLET QUAD LED SC 150 CB	92919	92895	SC	140 lm	-	-	CB	IP20	2W	-
STARLET QUAD LED SC 250 CB	92939	92889	SC	240 lm	-	-	CB	IP20	4,5W	-
STARLET QUAD LED SC 350 CB	92948	92886	SC	340 lm	-	-	CB	IP20	7W	-





SC - strefy korytarzowa / corridor lens type
 A (NM) - tryb awaryjny / non-maintained mode
 SA (M) - tryb sieciowo-awaryjny / maintained mode

MT - test ręczny / manual test
 AT - test automatyczny / auto test
 CT - test centralny (WELLS) / central test (WELLS)
 CB - bateria centralna / central battery







TABELA ODSTĘPÓW DLA PŁASKICH DRÓG EWAKUACYJNYCH / SPACING TABLE FOR FLAT EVACUATION ROUTES





STARLET QUAD SO 150

Wysokość montażu (m) / Installation height (m)				
2,5	3,2	8,0	7,9	3,2
3	3,2	8,7	8,7	3,3
4	3,1	9,3	9,3	3,1





STARLET QUAD SO 250

Wysokość montażu (m) / Installation height (m)				
2,5	3,7	8,8	9,2	3,8
3	3,9	9,8	9,2	4,1
4	4,1	11,3	11,5	4,2





STARLET QUAD SO 350

Wysokość montażu (m) / Installation height (m)				
2,5	4,1	9,3	9,9	4,1
3	4,4	10,6	11,1	4,6
4	4,9	12,6	13,0	4,9





STARLET QUAD SOH 250

Wysokość montażu (m) / Installation height (m)				
7	4,7	11,5	11,5	4,7
9	4,6	12,7	12,7	4,6
11	3,6	13	13	3,6





STARLET QUAD SOH 350

Wysokość montażu (m) / Installation height (m)				
8	5,7	14	14	5,7
10	5,9	15,3	15,3	5,9
12	5,2	16	16	5,2





STARLET QUAD SC 150

Wysokość montażu (m) / Installation height (m)				
2,5	7,2	17,8	5,1	1,8
3	7,8	19,7	5,2	1,6
4	4,9	21,9	5,0	1,1





STARLET QUAD SC 250

Wysokość montażu (m) / Installation height (m)				
2,5	8,1	19,1	6,3	2,3
3	9,2	21,7	6,4	2,3
4	9,9	25,7	6,6	2,1





STARLET QUAD SC 350

Wysokość montażu (m) / Installation height (m)				
2,5	8,7	20,3	7,2	2,6
3	9,8	22,9	7,5	2,7
4	10,9	27,8	7,7	2,7

STARLET QUAD SCH 250

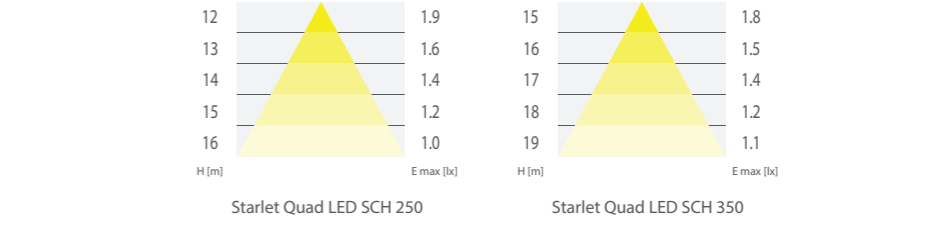
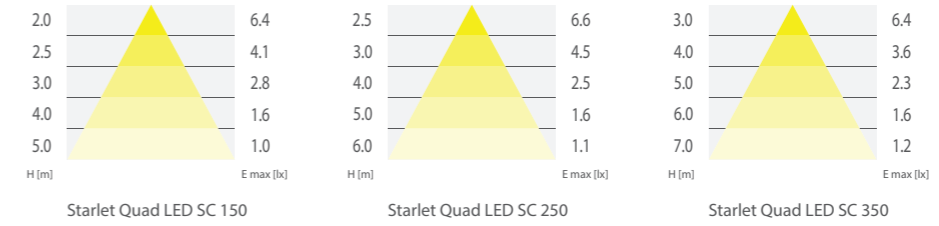

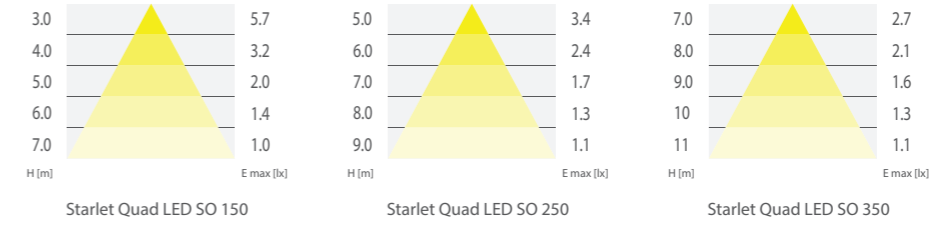
Wysokość montażu (m) / Installation height (m)				
8	8,9	5,1	22,5	2,2
10	9,4	5,6	24	2,3
12	9,6	6,0	25,1	1,7

STARLET QUAD SCH 350

Wysokość montażu (m) / Installation height (m)				
8	8,9	5,1	22,5	2,2
10	9,4	5,6	24	2,3
12	9,6	6,0	25,1	1,7



Starlet Quad SOH



Starlet Quad SC



STARLET QUAD SOH

Model / Model	Numer katalogowy / Catalogue number		Optyka / Optics	Strumień świetlny / Luminous flux	Tryb / Mode	Autonomia / Autonomy	Test / Test	Stopień ochrony / Protection level	Moc / Power	Akumulator / Battery Pack
	Biała / White	Czarna / Black								
STARLET QUAD SOH MT										
STARLET QUAD LED SOH 250 A 1H MT	92851	87450	SOH	260 lm	A (NM)	1h	MT	IP20	1,5W	NiCd 3,6V 1700mAh
STARLET QUAD LED SOH 250 SA 1H MT	92852	92981	SOH	260 lm	SA (M)	1h	MT	IP20	6W	NiCd 3,6V 1700mAh
STARLET QUAD LED SOH 250 A 2H MT	92857	87451	SOH	260 lm	A (NM)	2h	MT	IP20	2,5W	NiCd 3,6V 2500mAh
STARLET QUAD LED SOH 250 SA 2H MT	92858	87452	SOH	260 lm	SA (M)	2h	MT	IP20	7W	NiCd 3,6V 2500mAh
STARLET QUAD LED SOH 250 A 3H MT	92863	87453	SOH	260 lm	A (NM)	3h	MT	IP20	3W	NiMH 3,6V 4700mAh
STARLET QUAD LED SOH 250 SA 3H MT	92864	92979	SOH	260 lm	SA (M)	3h	MT	IP20	7W	NiMH 3,6V 4700mAh
STARLET QUAD LED SOH 350 A 1H MT	92871	87454	SOH	390 lm	A (NM)	1h	MT	IP20	2,5W	NiCd 3,6V 2500mAh
STARLET QUAD LED SOH 350 A 2H MT	92874	87455	SOH	390 lm	A (NM)	2h	MT	IP20	3W	NiMH 3,6V 4700mAh
STARLET QUAD LED SOH 350 A 3H MT	92877	92940	SOH	390 lm	A (NM)	3h	MT	IP20	3W	NiMH 3,6V 4700mAh
STARLET QUAD SOH AT										
STARLET QUAD LED SOH 250 A 1H AT	92853	87445	SOH	260 lm	A (NM)	1h	AT	IP20	1,5W	NiCd 3,6V 1700mAh
STARLET QUAD LED SOH 250 SA 1H AT	92854	92980	SOH	260 lm	SA (M)	1h	AT	IP20	6W	NiCd 3,6V 1700mAh
STARLET QUAD LED SOH 250 A 2H AT	92859	87446	SOH	260 lm	A (NM)	2h	AT	IP20	2,5W	NiCd 3,6V 2500mAh
STARLET QUAD LED SOH 250 SA 2H AT	92860	87447	SOH	260 lm	SA (M)	2h	AT	IP20	7W	NiCd 3,6V 2500mAh
STARLET QUAD LED SOH 250 A 3H AT	92865	87448	SOH	260 lm	A (NM)	3h	AT	IP20	3W	NiMH 3,6V 4700mAh
STARLET QUAD LED SOH 250 SA 3H AT	92866	92970	SOH	260 lm	SA (M)	3h	AT	IP20	7W	NiMH 3,6V 4700mAh
STARLET QUAD LED SOH 350 A 1H AT	92872	87449	SOH	390 lm	A (NM)	1h	AT	IP20	2,5W	NiCd 3,6V 2500mAh
STARLET QUAD LED SOH 350 A 2H AT	92875	92949	SOH	390 lm	A (NM)	2h	AT	IP20	3W	NiMH 3,6V 4700mAh
STARLET QUAD SOH MT										
STARLET QUAD LED SOH 250 SA 1H MT	92855	95512	SOH	260 lm	A (NM)	1h	CT	IP20	1,5W	NiCd 3,6V 1700mAh
STARLET QUAD LED SOH 250 SA 1H CT	92856	95511	SOH	260 lm	SA (M)	1h	CT	IP20	6W	NiCd 3,6V 1700mAh
STARLET QUAD LED SOH 250 A 2H CT	92861	87443	SOH	260 lm	A (NM)	2h	CT	IP20	2,5W	NiCd 3,6V 2500mAh
STARLET QUAD LED SOH 250 SA 2H CT	92862	87444	SOH	260 lm	SA (M)	2h	CT	IP20	7W	NiCd 3,6V 2500mAh
STARLET QUAD LED SOH 250 A 3H CT	92867	95510	SOH	260 lm	A (NM)	3h	CT	IP20	3W	NiMH 3,6V 4700mAh
STARLET QUAD LED SOH 250 SA 3H CT	92868	95509	SOH	260 lm	SA (M)	3h	CT	IP20	7W	NiMH 3,6V 4700mAh
STARLET QUAD LED SOH 350 A 1H CT	92873	95508	SOH	390 lm	A (NM)	1h	CT	IP20	2,5W	NiCd 3,6V 2500mAh
STARLET QUAD LED SOH 350 A 2H CT	92876	95507	SOH	390 lm	A (NM)	2h	CT	IP20	3W	NiMH 3,6V 4700mAh
STARLET QUAD SOH CB										
STARLET QUAD LED SOH 250 CB	92869	92950	SOH	260 lm	-	-	CB	IP20	4,5W	-
STARLET QUAD LED SOH 350 CB	92878	92920	SOH	390 lm	-	-	CB	IP20	7W	-

SOH - strefy otwarte wysokie / open spaces high
A (NM) - tryb awaryjny / non-maintained mode
SA (M) - tryb sieciowo-awaryjny / maintained mode

MT - test ręczny / manual test
AT - test automatyczny / auto test
CT - test centralny (WELLS) / central test (WELLS)
CB - bateria centralna / central battery



Starlet Quad SCH

STARLET QUAD SCH

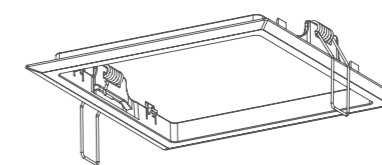
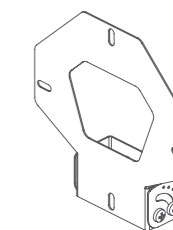
Model / Model	Numer katalogowy / Catalogue number		Optyka / Optics	Strumień świetlny / Luminous flux	Tryb / Mode	Autonomia / Autonomy	Test / Test	Stopień ochrony / Protection level	Moc / Power	Akumulator / Battery Pack
	Biała / White	Czarna / Black								
STARLET QUAD SCH MT										
STARLET QUAD LED SCH 250 SA 1H MT	92952	92885	SCH	240 lm	SA (M)	1h	MT	IP20	6W	NiCd 3,6V 1700mAh
STARLET QUAD LED SCH 250 SA 2H MT	92958	87439	SCH	240 lm	SA (M)	2h	MT	IP20	7W	NiCd 3,6V 2500mAh
STARLET QUAD LED SCH 250 A 3H MT	92963	87440	SCH	240 lm	A (NM)	3h	MT	IP20	3W	NiMH 3,6V 4700mAh
STARLET QUAD LED SCH 250 SA 3H MT	92964	92883	SCH	240 lm	SA (M)	3h	MT	IP20	7W	NiMH 3,6V 4700mAh
STARLET QUAD LED SCH 350 A 1H MT	92971	87441	SCH	400 lm	A (NM)	1h	MT	IP20	2,5W	NiCd 3,6V 2500mAh
STARLET QUAD LED SCH 350 A 2H MT	92974	87442	SCH	400 lm	A (NM)	2h	MT	IP20	3W	NiMH 3,6V 4700mAh
STARLET QUAD LED SCH 350 A 3H MT	92977	92879	SCH	400 lm	A (NM)	3h	MT	IP20	3W	NiMH 3,6V 4700mAh
STARLET QUAD SCH AT										
STARLET QUAD LED SCH 250 SA 1H AT	92954	92884	SCH	240 lm	SA (M)	1h	AT	IP20	6W	NiCd 3,6V 1700mAh
STARLET QUAD LED SCH 250 A 2H AT	92959	87435	SCH	240 lm	A (NM)	2h	AT	IP20	2,5W	NiCd 3,6V 2500mAh
STARLET QUAD LED SCH 250 SA 2H AT	92960	87436	SCH	240 lm	SA (M)	2h	AT	IP20	7W	NiCd 3,6V 2500mAh
STARLET QUAD LED SCH 250 A 3H AT	92965	87437	SCH	240 lm	A (NM)	3h	AT	IP20	3W	NiMH 3,6V 4700mAh
STARLET QUAD LED SCH 250 SA 3H AT	92966	92882	SCH	240 lm	SA (M)	3h	AT	IP20	7W	NiMH 3,6V 4700mAh
STARLET QUAD LED SCH 350 A 1H AT	92972	87438	SCH	400 lm	A (NM)	1h	AT	IP20	2,5W	NiCd 3,6V 2500mAh
STARLET QUAD LED SCH 350 A 2H AT	92975	92880	SCH	400 lm	A (NM)	2h	AT	IP20	3W	NiMH 3,6V 4700mAh
STARLET QUAD SCH CT										
STARLET QUAD LED SCH 250 A 1H CT	92955	95506	SCH	240 lm	A (NM)	1h	CT	IP20	1,5W	NiCd 3,6V 1700mAh
STARLET QUAD LED SCH 250 SA 1H CT	92956	95505	SCH	240 lm	SA (M)	1h	CT	IP20	6W	NiCd 3,6V 1700mAh
STARLET QUAD LED SCH 250 A 2H CT	92961	87433	SCH	240 lm	A (NM)	2h	CT	IP20	2,5W	NiCd 3,6V 2500mAh
STARLET QUAD LED SCH 250 SA 2H CT	92962	87434	SCH	240 lm	SA (M)	2h	CT	IP20	7W	NiCd 3,6V 2500mAh
STARLET QUAD LED SCH 250 A 3H CT	92967	95504	SCH	240 lm	A (NM)	3h	CT	IP20	3W	NiMH 3,6V 4700mAh
STARLET QUAD LED SCH 250 SA 3H CT	92968	95503	SCH	240 lm	SA (M)	3h	CT	IP20	7W	NiMH 3,6V 4700mAh
STARLET QUAD LED SCH 350 A 1H CT	92973	95502	SCH	400 lm	A (NM)	1h	CT	IP20	2,5W	NiCd 3,6V 2500mAh
STARLET QUAD LED SCH 350 A 2H CT	92976	95501	SCH	400 lm	A (NM)	2h	CT	IP20	3W	NiMH 3,6V 4700mAh
STARLET QUAD SCH CB										
STARLET QUAD LED SCH 250 CB	92969	92881	SCH	240 lm	-	-	CB	IP20	4,5W	-
STARLET QUAD LED SCH 350 CB	92978	92870	SCH	400 lm	-	-	CB	IP20	7W	-

SCH - soczewka korytarzowa do wysokich pomieszczeń /
corridor lens type for high spaces
A (NM) - tryb awaryjny / non-maintained mode
SA (M) - tryb sieciowo-awaryjny / maintained mode

MT - test ręczny / manual test
AT - test automatyczny / auto test
CT - test centralny (WELLS) / central test (WELLS)
CB - bateria centralna / central battery

AKCESORIA / ACCESSORIES

Wykonanie produktu / Product version	Numer katalogowy / Catalogue number	
	Biała / White	Czarna / Black
Ramka do montażu podtynkowego PT / PT recessed installation frame	93001	92820
Uchwyt montażu kątownego / 0° - 90° mounting support	92800	93070

Ramka do montażu podtynkowego PT /
PT recessed installation frameUchwyt montażu kątownego /
0° - 90° mounting support