
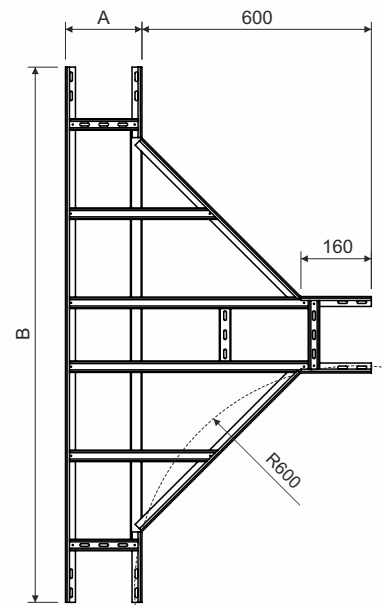



item number		H	A	B	min. amount of bolts for connection
KLT 60X200_S	KLT 60X200_F	60	200	1400	24
KLT 60X300_S	KLT 60X300_F	60	300	1500	24
KLT 60X400_S	KLT 60X400_F	60	400	1600	24
KLT 60X500_S	KLT 60X500_F	60	500	1700	24
KLT 60X600_S	KLT 60X600_F	60	600	1800	24
KLT 85X200_S	KLT 85X200_F	85	200	1400	36
KLT 85X300_S	KLT 85X300_F	85	300	1500	36
KLT 85X400_S	KLT 85X400_F	85	400	1600	36
KLT 85X500_S	KLT 85X500_F	85	500	1700	36
KLT 85X600_S	KLT 85X600_F	85	600	1800	36
KLT 110X200_S	KLT 110X200_F	110	200	1400	48
KLT 110X300_S	KLT 110X300_F	110	300	1500	48
KLT 110X400_S	KLT 110X400_F	110	400	1600	48
KLT 110X500_S	KLT 110X500_F	110	500	1700	48
KLT 110X600_S	KLT 110X600_F	110	600	1800	48



product description: The T-piece is used to branch off cable trays running through cable ladders of the same width.

The connection of the T-piece with the ladder is performed by using the couplings S ..X200 and the bolts NSM 6X10. To protect the cables, the bolt head is inside the cable tray.

A bolt with a GMT surface finish is used for a tray with an F surface finish.

metal sheet thickness of sidewalls: 1,5 mm

metal sheet thickness of rungs: 1,2 mm

surface finish: S - Pre-Galvanized, zinc-layer 15 - 27 µm
 F - Hot Dip Galvanized according to EN ISO 1461
 sidewalls - zinc-layer 55 µm (min. 45 µm)
 rungs - zinc-layer 45 µm (min. 35 µm)

sales amount: á 1 pc

certification: EN 61537:02

storage: EN 60721-3-1