

# LED Flood Light IP65– 100W

Authorized Licensee for TOSHIBA trademark



## 1. Specification:

### A. General Data

Model	LED Flood Light 100W			
<b>P/N(Black shell)</b>	DELL-FL34100C5A011	DELL-FL44100C5A011	DELL-FL54100C5A011	DELL-FLC4100C5A011
<b>Westnet Code</b>	00172848	00172847	00172846	00172845
<b>P/N(White shell)</b>	DELL-FL34100C5A021	DELL-FL44100C5A021	DELL-FL54100C5A021	DELL-FLC4100C5A021
<b>Westnet Code</b>	00173319	00173318	00173317	00173316
<b>Rated Voltage</b>	230 VAC	230 VAC	230 VAC	230 VAC
<b>Frequency</b>	50/60 Hz	50/60 Hz	50/60 Hz	50/60 Hz
<b>Rated Wattage</b>	100 W	100 W	100 W	100 W
<b>Deviation Tolerance of Wattage</b>	±10 %	±10 %	±10 %	±10 %
<b>Displacement factor (cos φ1)*</b>	0.9(typical)	0.9(typical)	0.9(typical)	0.9(typical)
<b>Rated Current</b>	0.426A	0.426A	0.426A	0.426A
<b>Maximum Input Current</b>	0.49A	0.49A	0.49A	0.49A
<b>Start On</b>	<0.5S	<0.5S	<0.5S	<0.5S
<b>Warm up time</b>	<1S	<1S	<1S	<1S
<b>Dimmable</b>	NO	NO	NO	NO
<b>Beam Angle</b>	120°	120°	120°	120°
<b>Peak luminous intensity (cd)</b>	3720	3720	3720	3720

<b>R9 CRI</b>	>1	>1	>1	>1
<b>Survival factor</b>	90%	90%	90%	90%
<b>Safety requirements</b>	CE	CE	CE	CE
<b>Lumen Maintenance factor</b>	96%	96%	96%	96%
<b>Stroboscopic effect metric (SVM)**</b>	No Claimed	No Claimed	No Claimed	No Claimed
<b>Flicker metric (PstLM)**</b>	No Claimed	No Claimed	No Claimed	No Claimed
<b>Energy Efficiency Class(EEC)</b>	F	F	F	F
<b>Applicable Environments</b>	IP65	IP65	IP65	IP65
<b>Exchangeable LED Module</b>	NO	NO	NO	NO
<b>Photobiological Group</b>	RG 0	RG 0	RG 0	RG 0
<b>Safety class</b>	Class I	Class I	Class I	Class I

\* Displacement factor tolerance +/- 10%

\*\*In accordance with (EU)2019/2020 of SVM  $\leq 0,4$  at full-load (except for HID with  $\Phi_{use} > 4$  klm and for light sources intended for use in outdoor applications, industrial applications or other applications where lighting standards allow a CRI < 80)

## B. Light Data

<b>Color</b>	Warm White	Natural White	Daylight	Cool White
<b>Color Temperature (CCT)</b>	3000K	4000K	5000K	6500K
<b>Useful luminous flux*</b>	<b>8350 lm</b>			
<b>Total luminous flux*</b>	<b>9000 lm</b>			
<b>Color Rendering Index*</b>	80			
<b>Efficacy ( Useful )*</b>	83.5 lm/W	83.5 lm/W	83.5 lm/W	83.5 lm/W
<b>Efficacy ( Total )*</b>	90 lm/W	90 lm/W	90 lm/W	90 lm/W
<b>Color Consistency**</b>	6 Step MacAdam Ellipse (6 SDCM)			

\* tolerance +/- 10%

\*\* 3000K center point (0.43387, 0.40319) ; 4000K center point (0.38177, 0.37959) ; 5000K center point (0.34464, 0.35506) ; 6500K center point (0.31230, 0.32825)

### C. Lifetime

(Supplied Voltage: AC 230V ; Ambient Temperature: 25°C)

<b>Lumen Maintenance Factor</b>	70% of the rated lifetime
<b>Rated Lifetime – L<sub>70</sub>B<sub>50</sub></b>	15,000 hrs
<b>Switch cycles</b>	≥ 15,000

### D. Temperature Operation

<b>Normal operation temperature</b>	-20°C ~ 40°C
<b>Relative Humidity</b>	10% ~ 90%

### E. Geometric Data

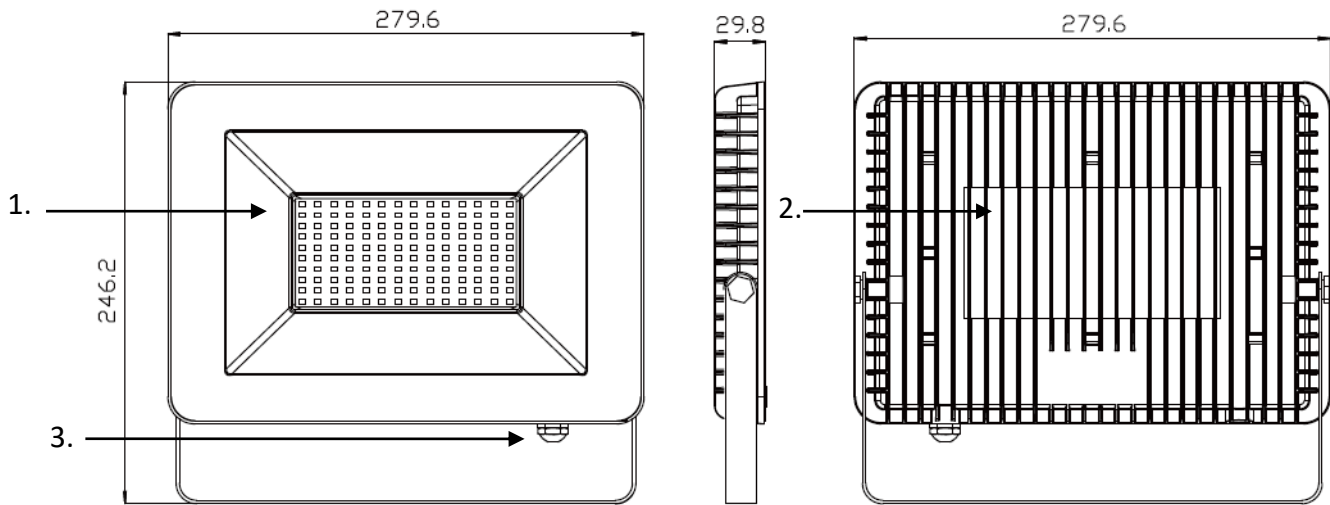
<b>Model</b>	LED Flood Light 100W
<b>Maximum overall length</b>	246.2 ± 2 mm ( 9.69± 0.08 inch )
<b>Maximum overall width</b>	279.6 ± 2 mm ( 11.0 ± 0.08 inch )
<b>Maximum overall thickness</b>	29 ± 2 mm ( 1.14± 0.08 inch )
<b>Mass</b>	1.3 kg± 50g

### F. Environmental relevant materials

<b>Mercury (Hg)</b>	Comply with RoHS Directive 2011/65/EU
<b>Lead (Pb)</b>	
<b>Cadmium(Cd)</b>	
<b>Hexavalent Chromium(Cr6+)</b>	
<b>Polybrominated Biphenyls(PBBs)</b>	
<b>Polybrominated Diphenyl Ethers(PBDEs)</b>	
<b>Bis (2-ethylhexyl) phthalate(DEHP)</b>	
<b>Butyl benzyl phthalate(BBP)</b>	
<b>Dibutyl phthalate(DBP)</b>	
<b>Diisobutyl phthalate(DIBP)</b>	

## 2. Outline Drawing

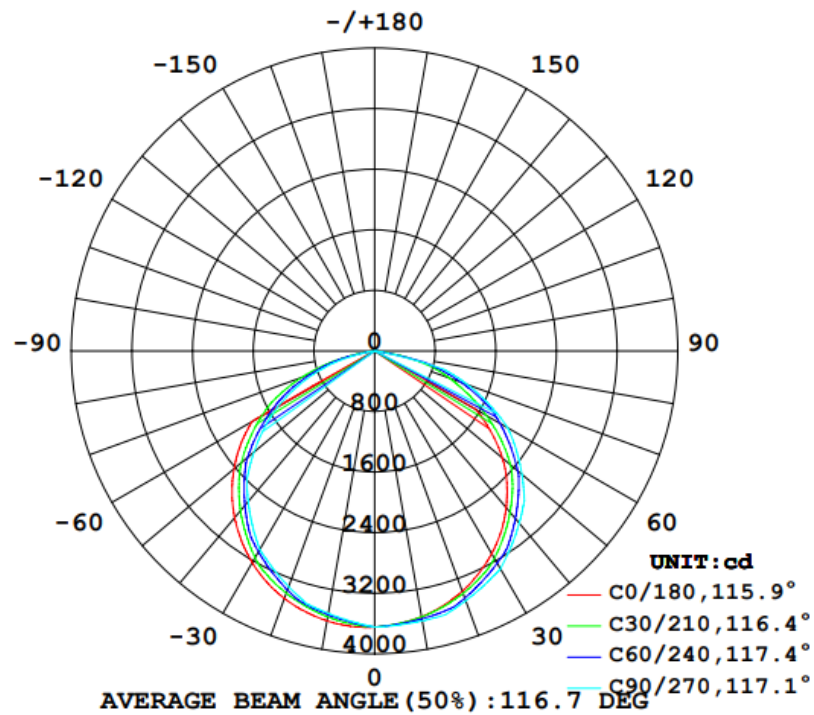
Unit : mm



### Material Information

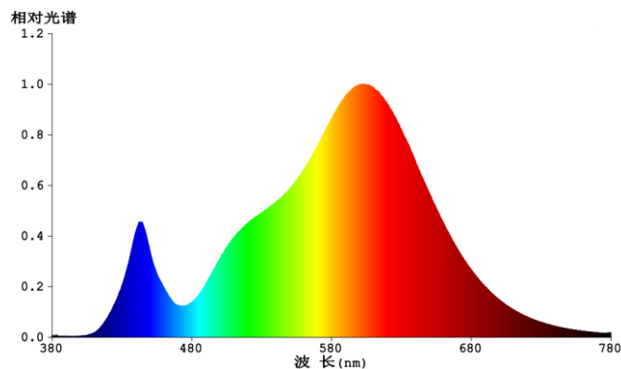
- 1. Cover: Glass
- 2. Body: Metal
- 3. Gland: Meta

## 3. Light Distribution Curve

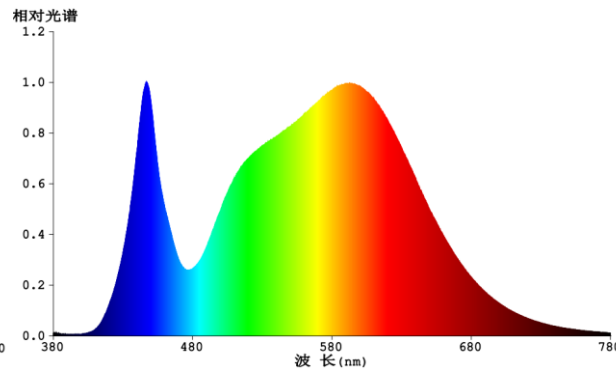


## 4. Spectrum Distribution

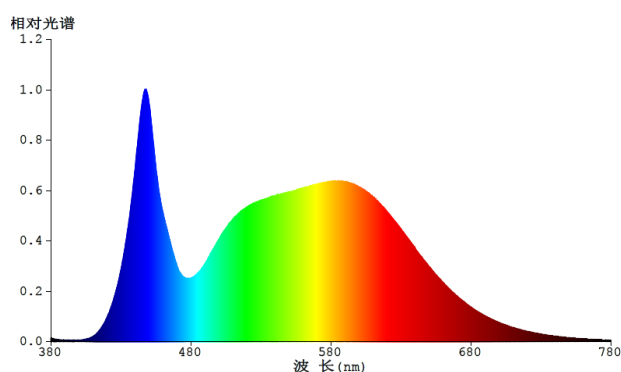
### ● 3000K Color Temperature



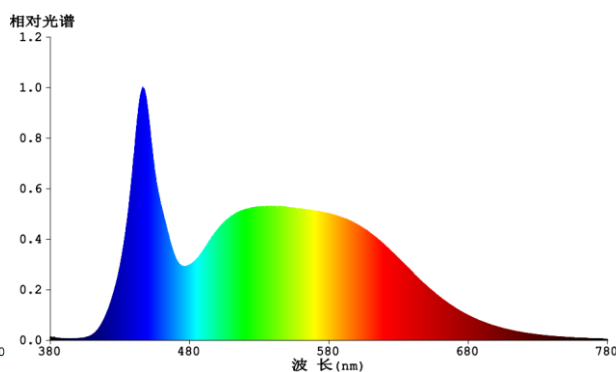
### ● 4000K Color Temperature



### ● 5000K Color Temperature



### ● 6500K Color Temperature



## 5. Warnings

- Before replacing, turn off power and let high bay cool to avoid electrical shock or burn.
- Do not touch electronic components, electronic components maybe under high voltage.
- Do not stare into LED light beam
- The luminaire shall be installed by a qualified electrician and wired in accordance with the latest IEE electrical regulations or the national requirements.

## 6. Cautions

Only to apply in dry and most of open fixtures with lamp-holders that offer sufficient space (10 mm free air space). Not intended for use with emergency light fixtures for exit lights.

## 7. Notes

All characteristics are estimated at room temperature (25°C), free air burning, base up burning position and at rated voltage. In view of the complex manufacturing process for light above for the technical LED parameters are merely statistical values that do not necessarily correspond to the actual technic individual products may vary from the typical values.

## 8. Logistic information

Model	LED Flood Light 100W 3000K	LED Flood Light 100W 4000K	LED Flood Light 100W 5000K	LED Flood Light 100W 6500K
Pieces per pack	1	1	1	1
EAN code on pack -Black shell	4711112386185	4711112384020	4711112385522	4711112386178
EAN code on pack -White shell	4711112388738	4711112388721	4711112388714	4711112388707
Size of pack	289x33x240mm	289x33x240mm	289x33x240mm	289x33x240mm
Weight per pack (G.W)	1.4kg	1.4kg	1.4kg	1.4kg
Packs per inner box	N/A	N/A	N/A	N/A
EAN code on inner box	N/A	N/A	N/A	N/A
ITF code on inner box	N/A	N/A	N/A	N/A
Size of inner box	N/A	N/A	N/A	N/A
Weight per inner box(G.W)	N/A	N/A	N/A	N/A
Packs per outer box	8	8	8	8
EAN code on outer box	N/A	N/A	N/A	N/A
ITF code on outer box -Black shell	14711112386182	14711112384027	14711112385529	14711112386175
ITF code on outer box -White shell	14711112388735	14711112388728	14711112388711	14711112388704
Size of outer box	303x292x260mm	303x292x260mm	303x292x260mm	303x292x260mm
Weight per outer box(G.W)	11.5Kg	11.5Kg	11.5Kg	11.5Kg

Package box

3000K



4000K



5000K

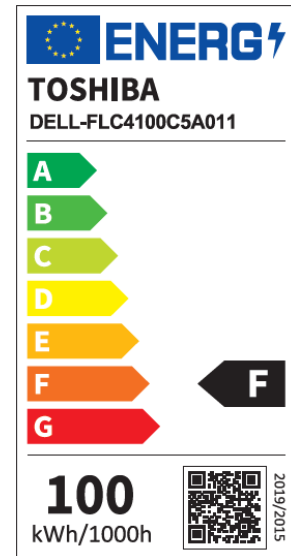
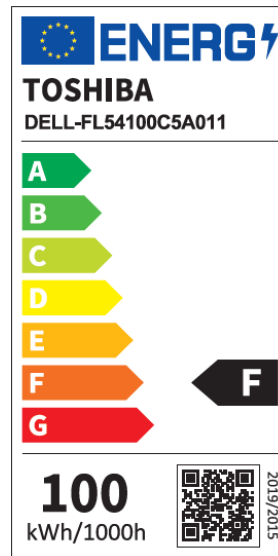
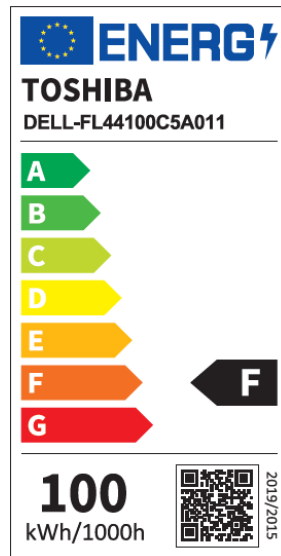



6500K

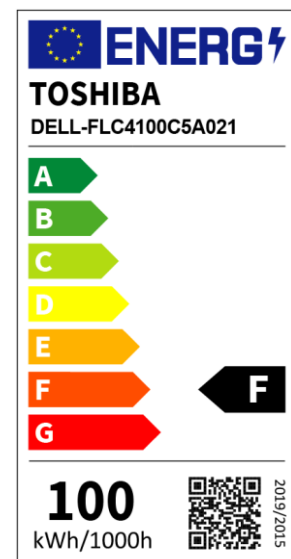
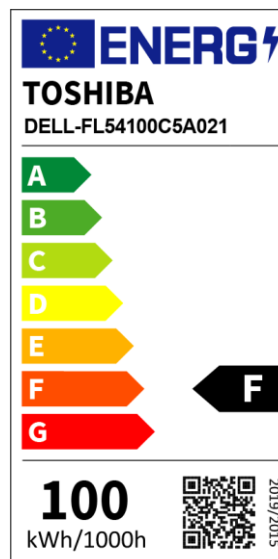
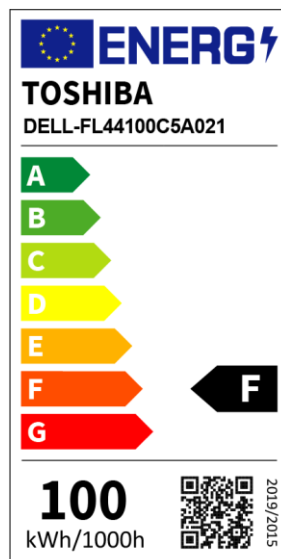
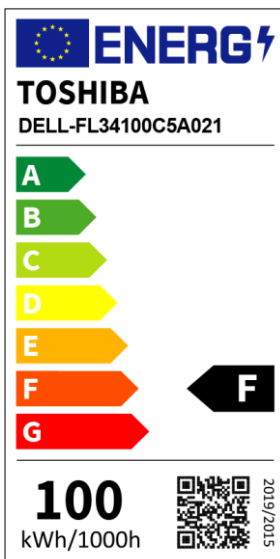


## 9. ERP Label

DELL-FL34100C5A011 / DELL-FL44100C5A011 / DELL-FL54100C5A011 / DELL-FLC4100C5A011



DELL-FL34100C5A021 / DELL-FL44100C5A021 / DELL-FL54100C5A021 / DELL-FLC4100C5A021





**10. Conformity**

<b>2014/35/EU; Low Voltage Directive</b>	EN 60598-2-5: 2015 ; EN IEC 60598-1: 2021 ; IEC/TR 62778:2014 ; EN 62493:2015 ; EN IEC 62031:2020
<b>2014/30/EU; EMC Directive</b>	EN IEC 55015: 2019+A11:2020 、 EN IEC 61000-3-2:2019+A1:2021 、 EN 61000-3-3: 2013+A2:2021 、 EN 61547: 2009
<b>2009/125/EC; ErP Directive</b>	(EU) 2019/2015 、 (EU) 2019/2020 、 (EU) 2021/340 、 (EU) 2021/341
<b>2011/65/EU+(EU)2015/863; RoHS Directive</b>	EN 50581: 2012