

LED Ceiling Light D300_CCT Selectable

Authorized Licensee for TOSHIBA trademark



1. Specification:

A. General Data

Model	LED Ceiling Light D300-CCT Selectable
P/N (White frame)	DELL-CLD40161NWB31
Westnet Code	00172974
P/N (Black frame)	DELL-CLD40161BWB31
Westnet Code	00172976
Rated Voltage	230 VAC
Frequency	50/60 Hz
Rated Wattage	16 W
Deviation Tolerance of Wattage	±10 %
Displacement factor (cos φ1)*	≥ 0.9
Rated Current	0.092A
Maximum Input Current	0.1A
Start On	<0.5S
Warm up time	<1S
Dimmable	CCT 3 IN1 3000K-4000K-6500K
Beam Angle	110°
Peak luminous intensity (cd)	Non-directional
R9 CRI	>2
Survival factor	90%

Safety requirements	CE
Stroboscopic effect metric (SVM) ≤ 0.9	<0.05
Flicker metric (PstLM) ≤ 1	<0.02
Energy Efficiency Class(EEC)	F
Ingress protection rating	IP20
Impact resistance	N.A
Exchangeable LED Module	NO
Photobiological Group	RG 0
Safety class	Class II

* Displacement factor tolerance +/- 10%

B. Light Data

Model	LED Ceiling Light D300-CCT Selectable
Color Temperature (CCT)	3000K-4000K-6500K
Lumen Output* ($\varphi 120^\circ$)	1650 lm
Lumen Output* (φTotal)	1650 lm
Directional lamp	No
Beam angle correspondence*	Sphere
Color Rendering Index*	83
Efficacy (Useful)*	103.1 lm/W
Efficacy (Total)*	103.1 lm/W
Color Consistency**	6 Step MacAdam Ellipse (6 SDCM)

* tolerance +/- 10%

** 3000K center point (0.43387, 0.40319) ; 4000K center point (0.38177, 0.37959) ; 6500K center point (0.31230, 0.32825)

★ Sphere : non-directional · Wide cone : Beam angle $\geq 90^\circ$ ($\Phi 120^\circ$, in a 120° cone) · Narrow cone : Beam angle $< 90^\circ$ ($\Phi 90^\circ$, in a 90° cone)

C. Lifetime

(Supplied Voltage: AC 230V ; Ambient Temperature: 25°C)

Lumen Maintenance Factor	70% of the rated lifetime
Rated Lifetime – L₇₀B₅₀	15,000 hrs
Lumen Maintenance factor	93.1%

D. Temperature Operation

Normal operation temperature	-20°C ~ 40°C
Relative Humidity	10% ~ 90%

E. Geometric Data

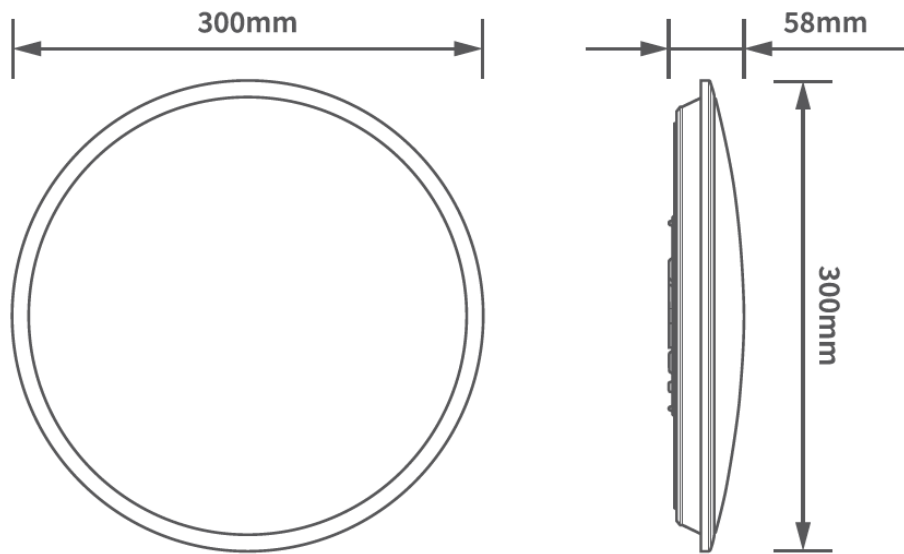
Model	LED Ceiling Light D300-CCT Selectable
Maximum diameter	300 ± 2 mm
Maximum overall thickness	58 ± 1 mm
Mass	460 g± 50g

F. Environmental relevant materials

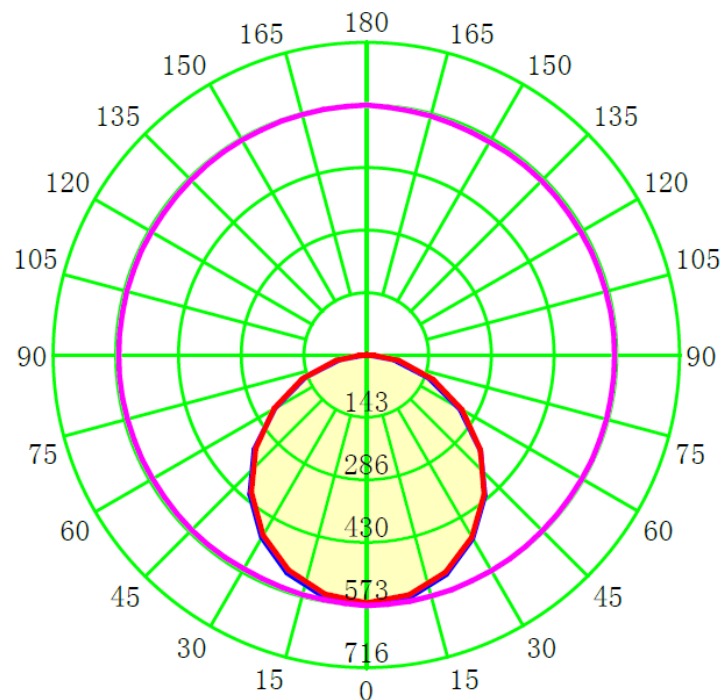
Mercury (Hg)	Comply with RoHS Directive 2011/65/EU
Lead (Pb)	
Cadmium(Cd)	
Hexavalent Chromium(Cr6+)	
Polybrominated Biphenyls(PBBs)	
Polybrominated Diphenyl Ethers(PBDEs)	
Bis (2-ethylhexyl) phthalate(DEHP)	
Butyl benzyl phthalate(BBP)	
Dibutyl phthalate(DBP)	
Diisobutyl phthalate(DIBP)	

2. Outline Drawing

Unit : mm



3. Light Distribution Curve

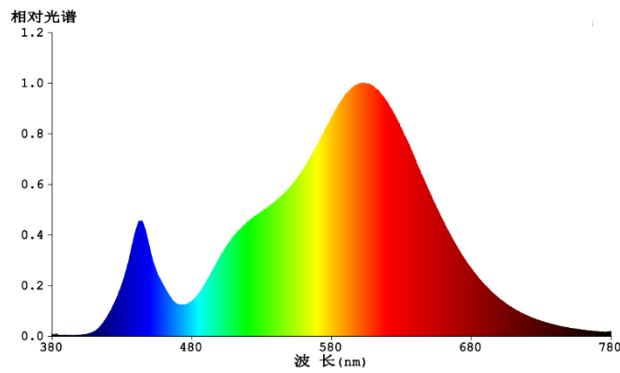


平均光束角 (50%) : 111.5° 单位: cd

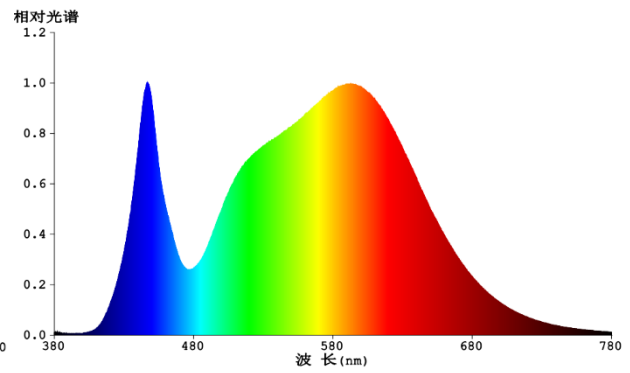
— C0-C180 — C90-C270 — G0

4. Spectrum Distribution

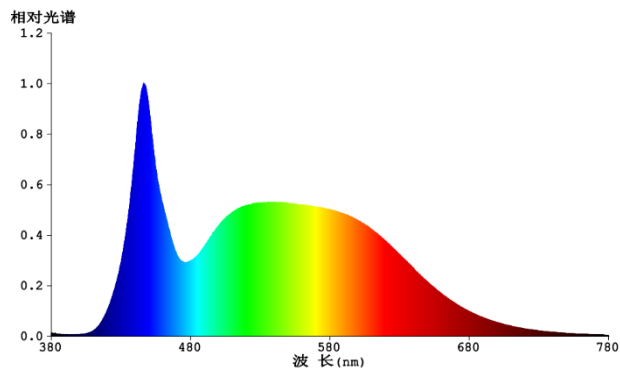
● 3000K Color Temperature



● 4000K Color Temperature

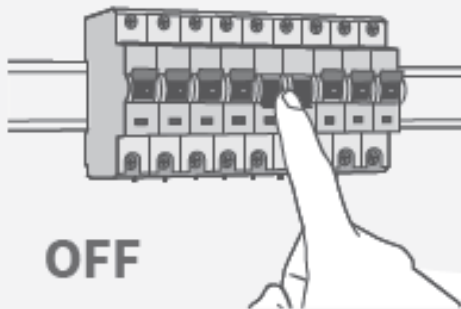


● 6500K Color Temperature

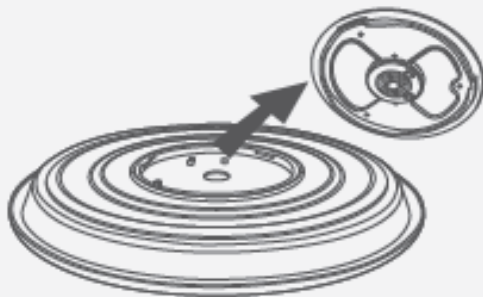


5. Installation Instructions

- (1) Disconnect power supply.



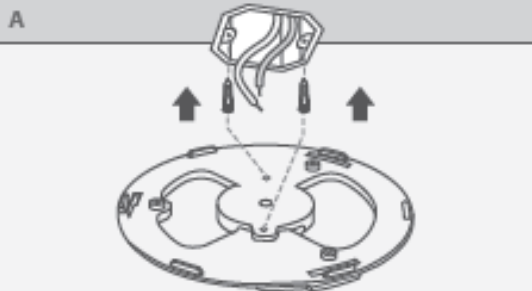
- (2) Open packaging, get the ceiling light, and separate the base from the Luminaire body.



- (3) Install the base

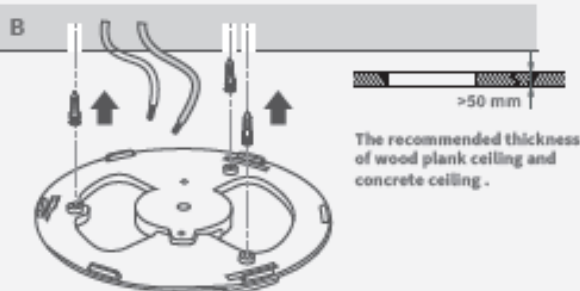
A. For Ceiling Junction Box

Fix the base onto the ceiling junction box by using a self-tapping screw and make sure the base is fixed securely.



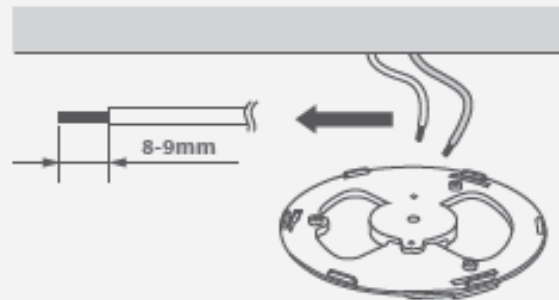
B. Without Ceiling Junction Box

Make three $L \geq 25\text{mm}$ installation holes. Place the wall anchor in the installation hole, then fix the base onto the ceiling by using a self-tapping screw and make sure the base is fixed securely.

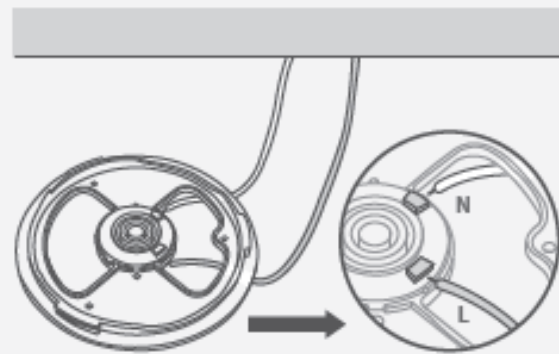


Applied for the ceiling installation of light weight ceiling, wood plank ceiling, or concrete ceiling.

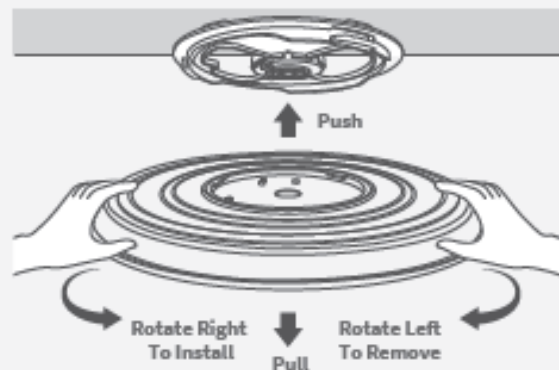
- (4) According to the requirements of the following scheme, it is necessary to remove isolation from the wire on 8-9mm.



- (5) Press the pink button and insert a cord into the terminal block, then make sure the reliability of connection.



- (6) Hold the lamp body to align and fix in the base. Rotate the lamp body to the left and right to remove and install.



- (7) Accessories:

Including 4 pcs of self-tapping screws M3.5 x 35mm and 4 pcs of wall anchors.



6. Warnings

- Before replacing, turn off power and let lamp cool to avoid electrical shock or burn.
- Before opening the package, please check if there's damage or defect during transportation, if damage occurs, please don't use it and inform your supplier immediately.
- Please do not attempt to use a damaged product.
- The product should be installed, dismantled and maintained by a qualified electrician; Suppliers don't take charge of any problems or damages that occur due to mishandling such as an operation not permitted in this manual.
- Choose an install place where can withstand 10 times the weight of the product to ensure a solid installation.
- Wipe the veil with soft cloth dipped a little neutral detergent, be sure not to use any sandpaper, polishing powder or alcohol, gasoline and so on liquor.
- The light source of this luminaire is not replaceable; when the light source reaches its end of life the whole luminaire shall be replaced.

7. Cautions

Only to apply in dry and most of open fixtures with lamp-holders that offer sufficient space (10 mm free air space). Not intended for use with emergency light fixtures for exit lights.

8. Notes

All characteristics are estimated at room temperature (25°C), free air burning, base up burning position and at rated voltage. In view of the complex manufacturing process for light above for the technical LED parameters are merely statistical values that do not necessarily correspond to the actual technic individual products may vary from the typical values.

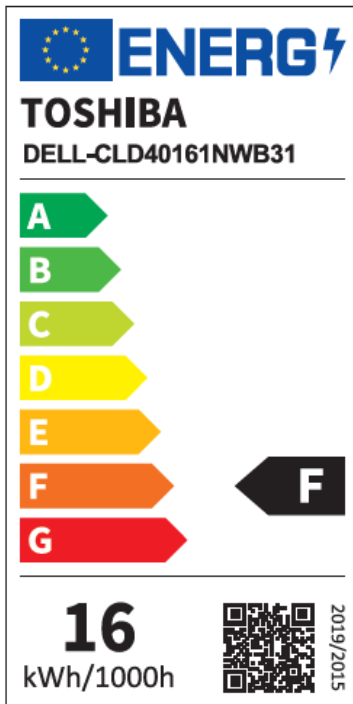
9. Logistic information

Model	CCT Selectable D300 16W		
Pieces per pack	1	1	1
EAN code on pack (White frame)	4711112388141		
EAN code on pack (Black frame)	4711112388158		
Size of pack	30.3 x 6.2 x 30.2 cm		
Weight per pack (G.W)	0.62 kg		
Packs per inner box	N/A		
EAN code on inner box	N/A		
ITF code on inner box	N/A		
Size of inner box	N/A		
Weight per inner box(G.W)	N/A		
Packs per outer box	12		
EAN code on outer box	N/A		
ITF code on outer box (White frame)	14711112388148		
ITF code on outer box (Black frame)	14711112388155		
Size of outer box	63 x 38 x 33 cm		
Weight per outer box(G.W)	8.4Kg		

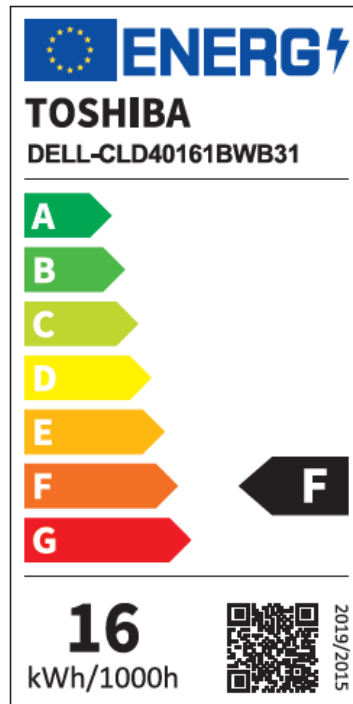


10. ERP Label

White frame



Black frame



11. Conformity

2014/35/EU; Low Voltage Directive	EN 60598-2-1:2021 ; EN 60598-1: 2021+AMD11:2022
2014/30/EU; EMC Directive	EN IEC 55015: 2019+A11: 2020 ; EN61547:2009 ; EN IEC 61000-3-2:2019+A1:2021 ; EN 61000-3-3:2013+A1:2019+A2:2021
2009/125/EC; ErP Directive	(EU) 2019/2015 、 (EU) 2019/2020 、 (EU) 2021/340 、 (EU) 2021/341
2011/65/EU+(EU)2015/863; RoHS Directive	EN 50581: 2012