





CE

Power	30 W	Voltage	230 V
Luminous flux*	2770 lm (120°)	Colour temperature	6000 K
Light colour	CW	Beam angle	100 °
Protection class	IP65		




See more on dedicated page 



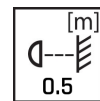
 Declaration of Conformity



 Photometric file

Technical data:

Product code	SLI029039CW
Power	30 W
Nominal current	130 mA
Voltage	230 V
Energy consumption	30 kWh/1000h
Frequency	50HZ Hz
Protection class	I
Power supply included	+
Power factor	0.9
Useful luminous flux*	2770 lm (120°)
Luminous flux**	2700/2770 lm (360°)
Light efficiency	90 lm/W
Colour temperature	6000 K
Light colour	CW
Beam angle	100 °
RA	80
Uniformity of color SDCM max	5
Dimmable	No
Working temperature range	-20/+40 °
Lifespan	17000 h
Housing material	Aluminum, GLASS
Protection class	IP65
Colour	Black
Dimension (axbxc)	120x160x28 mm
Weight	0.4 kg
For use	Inside/Outside
Assembly method	On the ceiling
Application	INT/EXT
Made in	PRC



*Applies to the LED source used. **Luminaire luminous flux