

Product Environmental Profile

ComPact NSXm160F 36kA AC 3P 160A TMD ELINK





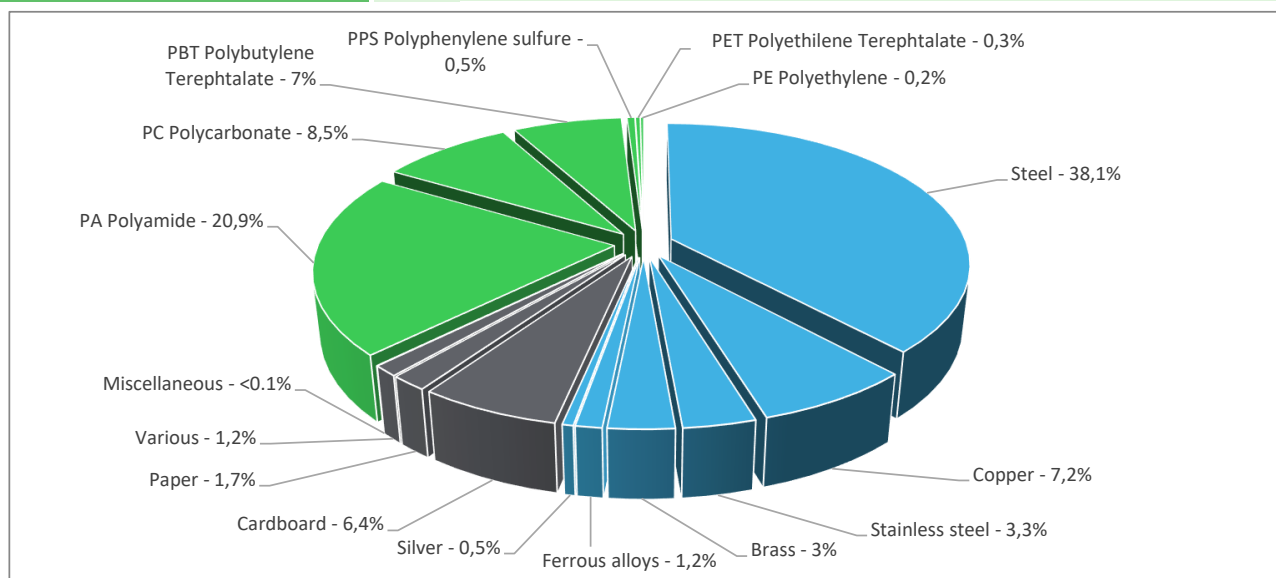
General information

Representative product	ComPact NSXm160F 36kA AC 3P 160A TMD ELINK - C12F3TM160L
Description of the product	The Compact NSXm160F three pole circuit breaker equipped with a thermal magnetic trip unit is designed to provide protection against overloads and short-circuits for electrical distribution systems with assigned voltage up to 690VAC and rated current of 160A.
Functional unit	<p>Protect during 20 years the installation against overloads and short-circuits in circuit with assigned voltage (U) up to 690VAC and rated current (In) 160A. This protection is ensured in accordance with the following parameters:</p> <ul style="list-style-type: none"> - Number of poles Np : 3 - Rated service breaking capacity Icn at 415VAC : 36kA (according to IEC 60947-2) - Tripping curve Cd : long time and instantaneous protections



Constituent materials

Reference product mass 1267 g including the product, its packaging and additional elements and accessories



Plastics	37,40%
Metals	53,30%
Others	9,30%





Substance assessment

Products of this range are designed in conformity with the requirements of the RoHS directive (European Directive 2011/65/EU of 2 January 2013, amended in March 2015, 2015/863/EU and in November 2017, 2017/2102/EU) and do not contain, or only contain in the authorised proportions, lead, mercury, cadmium, hexavalent chromium or flame retardants (polybrominated biphenyls - PBB, polybrominated diphenyl ethers - PBDE), Bis (2-ethylhexyl)phthalate - DEHP, Benzyl butyl phthalate - BBP, Dibutyl phthalate - DBP, Diisobutyl phthalate - DIBP) as mentioned in the Directive.

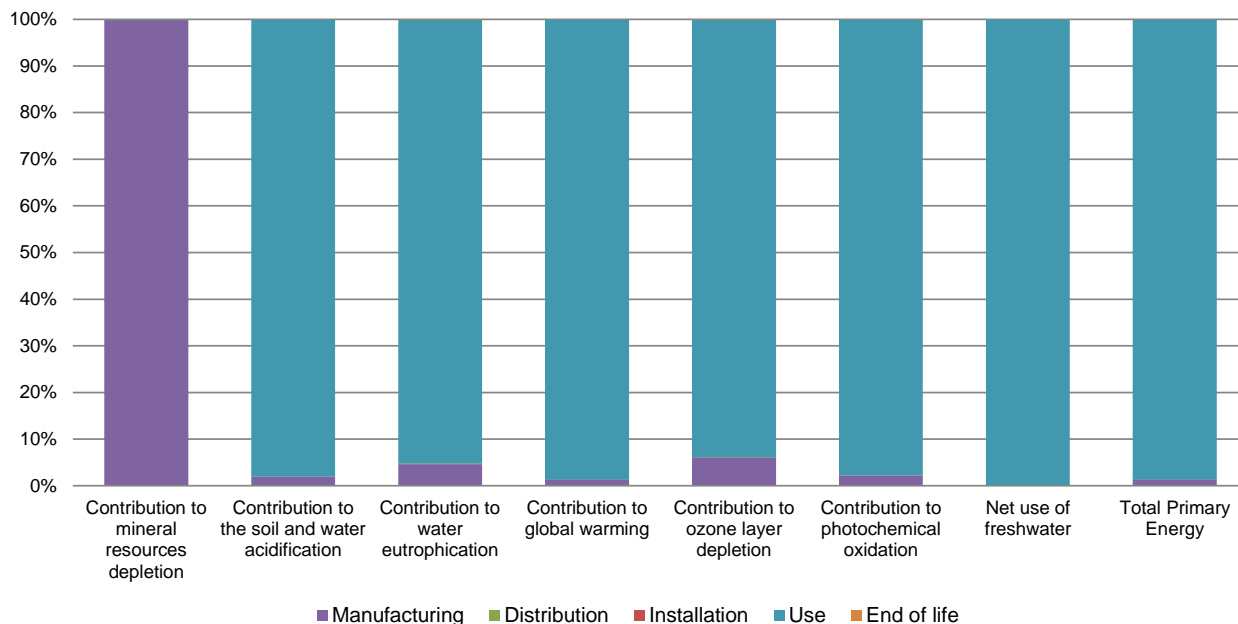
Details of ROHS and REACH substances information are available on the Schneider-Electric Green Premium website

<http://www2.schneider-electric.com/sites/corporate/en/products-services/green-premium/green-premium.page>

 Additional environmental information	
The ComPact NSXm160F 36kA AC 3P 160A TMD ELINK presents the following relevant environmental aspects	
Manufacturing	Manufactured at a Schneider Electric production site ISO14001 certified
Distribution	Weight and volume of the packaging optimized, based on the European Union's packaging directive Packaging weight is 103,2 g, consisting of Cardboard (77.51%), Paper (19.94%), PE film (2.55%) Product distribution optimised by setting up local distribution centres
Installation	The product does not require special installation procedure and requires little to no energy to install. The disposal of the packaging materials are accounted for during the installation phase (including transport to disposal).
Use	The product does not require special maintenance operations.
End of life	End of life optimized to decrease the amount of waste and allow recovery of the product components and materials No special end-of-life treatment required. According to countries' practices this product can enter the usual end-of-life treatment process. Recyclability potential: 53% Based on "ECO'DEEE recyclability and recoverability calculation method" (version V1, 20 Sep. 2008 presented to the French Agency for Environment and Energy Management: ADEME).

 Environmental impacts									
Reference life time	20 years								
Product category	Circuit-breakers								
Installation elements	The product does not require special installation procedure and requires little to no energy to install. The disposal of the packaging materials are accounted for during the installation phase (including transport to disposal).								
Use scenario	The product is in active mode 30% of the time with a power use of 10.275W and in off mode 70% of the time with a power use of 0W, for 20 years								
Geographical representativeness	Global								
Technological representativeness	The modules of technologies such as material production, manufacturing process and transport technology used in this PEP analysis (LCA-EIME in this case) are similar and representative of the actual type of technologies used to make the product.								
Energy model used	<table border="1"> <thead> <tr> <th>Manufacturing</th> <th>Installation</th> <th>Use</th> <th>End of life</th> </tr> </thead> <tbody> <tr> <td>Energy model used: Bukowno, Poland</td> <td>Electricity mix; AC;consumption mix, at consumer; 220V; CN;at consumer; < 1kV; EU-27; at consumer; 240V; AU;at consumer; 230V; IN</td> <td>Electricity mix; AC;consumption mix, at consumer; 220V; CN;at consumer; < 1kV; EU-27; at consumer; 240V; AU;at consumer; 230V; IN</td> <td>Electricity mix; AC;consumption mix, at consumer; 220V; CN;at consumer; < 1kV; EU-27; at consumer; 240V; AU;at consumer; 230V; IN</td> </tr> </tbody> </table>	Manufacturing	Installation	Use	End of life	Energy model used: Bukowno, Poland	Electricity mix; AC;consumption mix, at consumer; 220V; CN;at consumer; < 1kV; EU-27; at consumer; 240V; AU;at consumer; 230V; IN	Electricity mix; AC;consumption mix, at consumer; 220V; CN;at consumer; < 1kV; EU-27; at consumer; 240V; AU;at consumer; 230V; IN	Electricity mix; AC;consumption mix, at consumer; 220V; CN;at consumer; < 1kV; EU-27; at consumer; 240V; AU;at consumer; 230V; IN
Manufacturing	Installation	Use	End of life						
Energy model used: Bukowno, Poland	Electricity mix; AC;consumption mix, at consumer; 220V; CN;at consumer; < 1kV; EU-27; at consumer; 240V; AU;at consumer; 230V; IN	Electricity mix; AC;consumption mix, at consumer; 220V; CN;at consumer; < 1kV; EU-27; at consumer; 240V; AU;at consumer; 230V; IN	Electricity mix; AC;consumption mix, at consumer; 220V; CN;at consumer; < 1kV; EU-27; at consumer; 240V; AU;at consumer; 230V; IN						

Compulsory indicators		ComPact NSXm160F 36kA AC 3P 160A TMD ELINK - C12F3TM160L					
Impact indicators	Unit	Total	Manufacturing	Distribution	Installation	Use	End of Life
Contribution to mineral resources depletion	kg Sb eq	5,72E-03	5,71E-03	0*	0*	9,30E-06	0*
Contribution to the soil and water acidification	kg SO ₂ eq	7,78E-01	1,45E-02	7,46E-04	0*	7,62E-01	3,48E-04
Contribution to water eutrophication	kg PO ₄ ³⁻ eq	1,34E-01	6,21E-03	1,72E-04	0*	1,28E-01	9,62E-05
Contribution to global warming	kg CO ₂ eq	4,68E+02	5,94E+00	1,63E-01	0*	4,62E+02	1,80E-01
Contribution to ozone layer depletion	kg CFC11 eq	1,03E-05	6,19E-07	0*	0*	9,63E-06	7,85E-09
Contribution to photochemical oxidation	kg C ₂ H ₄ eq	7,03E-02	1,49E-03	5,33E-05	0*	6,87E-02	3,64E-05
Resources use	Unit	Total	Manufacturing	Distribution	Installation	Use	End of Life
Net use of freshwater	m3	3,20E+02	2,17E-01	0*	0*	3,20E+02	0*
Total Primary Energy	MJ	7,84E+03	1,00E+02	2,31E+00	0*	7,73E+03	1,69E+00



Optional indicators		ComPact NSXm160F 36kA AC 3P 160A TMD ELINK - C12F3TM160L						
Impact indicators	Unit	Total	Manufacturing	Distribution	Installation	Use	End of Life	
Contribution to fossil resources depletion	MJ	6,61E+03	6,53E+01	2,30E+00	0*	6,54E+03	1,36E+00	
Contribution to air pollution	m ³	4,38E+04	1,88E+03	6,95E+00	0*	4,19E+04	1,22E+01	
Contribution to water pollution	m ³	2,32E+04	1,15E+03	2,69E+01	0*	2,20E+04	1,47E+01	
Resources use	Unit	Total	Manufacturing	Distribution	Installation	Use	End of Life	
Use of secondary material	kg	7,69E-02	7,69E-02	0*	0*	0*	0*	
Total use of renewable primary energy resources	MJ	5,09E+02	2,18E+00	0*	0*	5,06E+02	0*	
Total use of non-renewable primary energy resources	MJ	7,33E+03	9,83E+01	2,31E+00	0*	7,23E+03	1,69E+00	
Use of renewable primary energy excluding renewable primary energy used as raw material	MJ	5,07E+02	1,08E+00	0*	0*	5,06E+02	0*	
Use of renewable primary energy resources used as raw material	MJ	1,10E+00	1,10E+00	0*	0*	0*	0*	
Use of non renewable primary energy excluding non renewable primary energy used as raw material	MJ	7,32E+03	8,45E+01	2,31E+00	0*	7,23E+03	1,69E+00	
Use of non renewable primary energy resources used as raw material	MJ	1,38E+01	1,38E+01	0*	0*	0*	0*	
Use of non renewable secondary fuels	MJ	0,00E+00	0*	0*	0*	0*	0*	
Use of renewable secondary fuels	MJ	0,00E+00	0*	0*	0*	0*	0*	
Waste categories	Unit	Total	Manufacturing	Distribution	Installation	Use	End of Life	
Hazardous waste disposed	kg	8,90E+01	7,54E+01	0*	0*	1,19E+01	1,71E+00	
Non hazardous waste disposed	kg	3,98E+02	2,83E+00	0*	0*	3,95E+02	0*	
Radioactive waste disposed	kg	2,22E-01	1,14E-03	0*	0*	2,20E-01	0*	
Other environmental information	Unit	Total	Manufacturing	Distribution	Installation	Use	End of Life	
Materials for recycling	kg	1,02E+00	3,08E-01	0*	1,02E-01	0*	6,08E-01	
Components for reuse	kg	0,00E+00	0*	0*	0*	0*	0*	
Materials for energy recovery	kg	2,35E-02	0*	0*	0*	0*	2,35E-02	
Exported Energy	MJ	3,18E-04	2,99E-05	0*	2,88E-04	0*	0*	

* represents less than 0.01% of the total life cycle of the reference flow

Life cycle assessment performed with EIME version EIME v5.9.4, database version 2022-01 in compliance with ISO14044.

The use phase is the life cycle phase which has the greatest impact on the majority of environmental indicators (based on compulsory indicators).

The Manufacturing phase is impacting on Indicator of Abiotic depletion (elements, ultimate ultimate reserves) (ADPe for EN15804) & Ozone layer depletion ODP steady state (ODP for EN15804) and The Use phase is the life cycle phase which has the greatest impact on the rest of environmental indicators (based on compulsory indicators).

Please note that the values given above are only valid within the context specified and cannot be used directly to draw up the environmental assessment of an installation.

Registration number	ENVPEP2107002_V2	Drafting rules	PCR-ed3-EN-2015 04 02
Date of issue	01/2023	Supplemented by	PSR-0005-ed2-EN-2016 03 29
Validity period	5 years	Information and reference documents	www.pep-ecopassport.org
<i>Independent verification of the declaration and data</i>			
Internal	X	External	
<i>The elements of the present PEP cannot be compared with elements from another program.</i>			
<i>Document in compliance with ISO 14021:2016 « Environmental labels and declarations - Self-declared environmental claims (Type II environmental labelling) »</i>			

Schneider Electric Industries SAS
Country Customer Care Center
<http://www.schneider-electric.com/contact>
35, rue Joseph Monier
CS 30323
F- 92506 Rueil Malmaison Cedex
RCS Nanterre 954 503 439
Capital social 896 313 776 €

www.schneider-electric.com

Published by Schneider Electric

ENVPEP2107002_V2

© 2019 - Schneider Electric – All rights reserved

01/2023